



Council District

# Council District Demographic Profiles

City of Austin  
Planning Department  
Strategic Data Initiatives

# 10

## Population

  
**98,455**  
2020 Census  
population\*\*

  
**38.8**  
Median age  
(years)\*

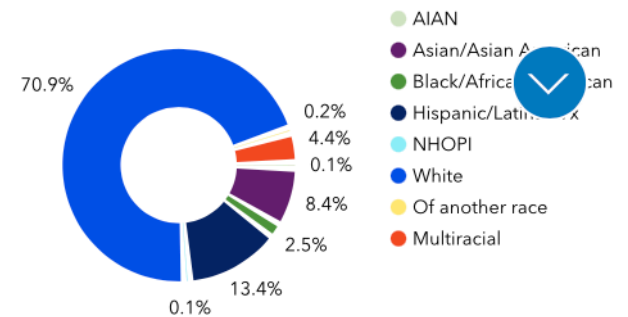
  
**14%**  
Immigrants\*

  
**5%**  
Veterans\*

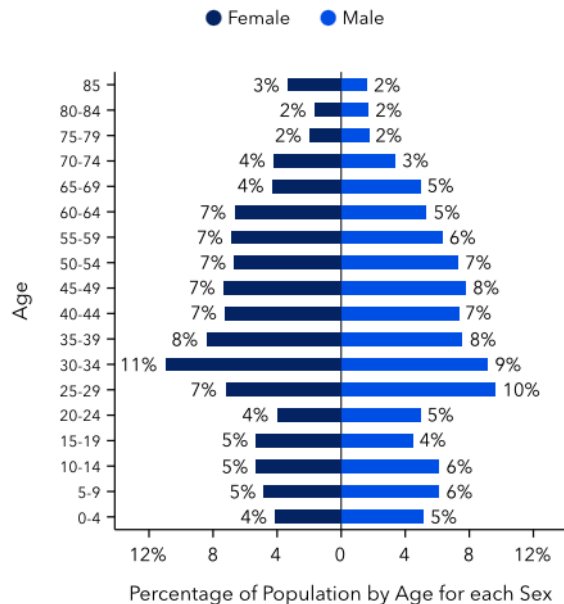
  
**14%**  
65 and over\*

  
**19%**  
Under 18\*

## Population by Race/Ethnicity (2021 ACS 5Y)



## Population by Age (2021 ACS 5Y)



**Note:** The U.S. Census Bureau asks a binary sex question in surveys. Therefore, these data may not represent people who identify as non-binary.

## Income


  
**\$102,303**  
Median Household  
Income\*

  
**\$162,237**  
Median Family  
Income\*


  
**27%**  
Population with  
Low to Moderate  
Income^^


## Households

  
**45,979**  
Total households\*

  
**2.2**  
Avg. household  
size\*

  
**24,986**  
Total families\*

  
**25%**  
Households with at  
least one person under  
18\*

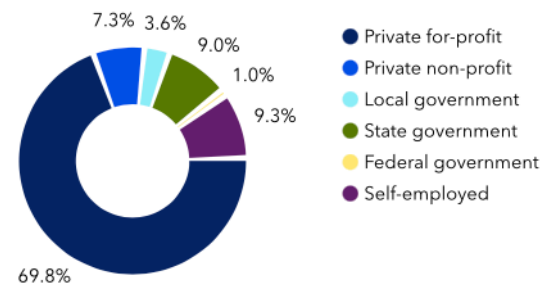
  
**35%**  
Living alone (1-person  
households)\*

## Employees

  
**2.4%**  
Unemployment  
Rate^

  
**71,299**  
Total  
Employees^

## Percent of Employees by Sector (2021 ACS 5Y)

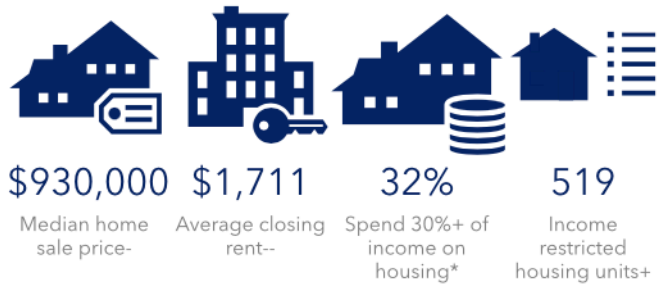


## Education

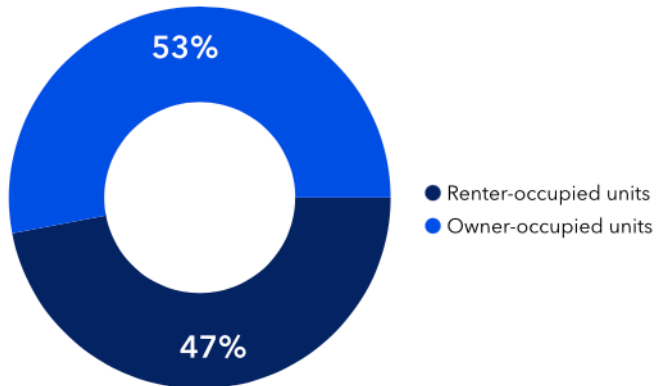
  
**99%**  
Have a high school  
diploma or  
equivalent\*

  
**76%**  
Have a bachelor's  
degree or higher\*

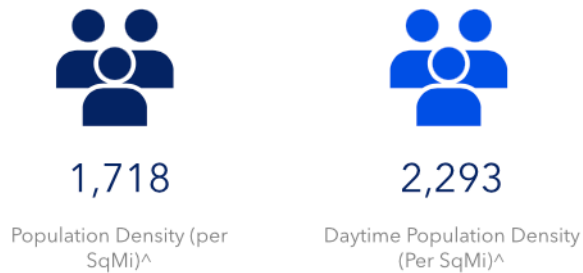
## Housing Costs



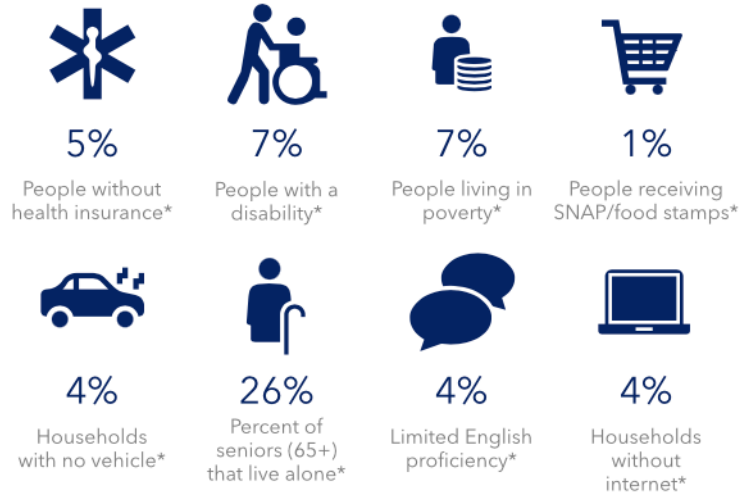
## Housing Occupancy Status (2021 ACS 5Y)



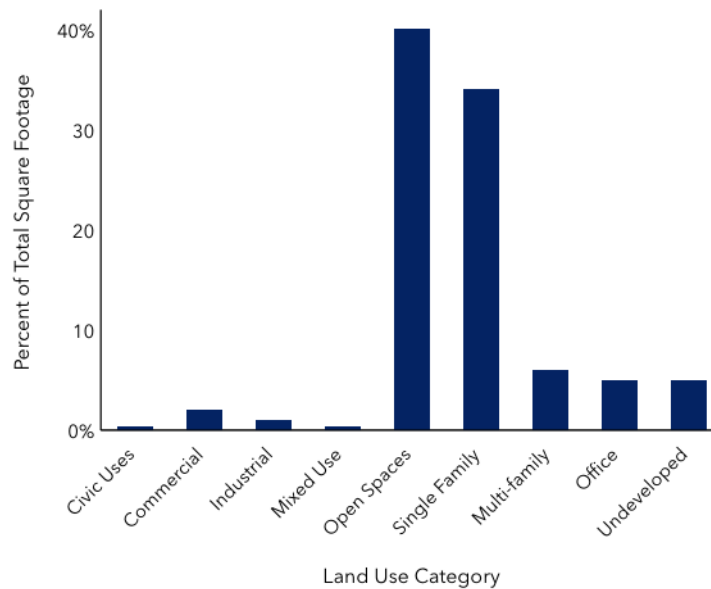
## Population Density



## Marginalized Communities



## Selected Land Use Categories++



## Commute



## Language

## Number of Speakers\*

Spanish 6,253

Asian and Pacific Island languages<sup>1</sup> 4,196

Other Indo-European languages<sup>2</sup> 4,276

<sup>1</sup>The most common Other Asian languages spoken in Austin include (listed in order of most spoken) Thai, Lao, and other Tai-Kadai languages; Japanese; Hawaiian, Samoan, and other languages; and Khmer or Cambodian.

<sup>2</sup>The most common Other Indo-European languages spoken in Austin include (listed in order of most spoken): south Asian languages such as Hindi, Telugu, Nepali, Bengali, and Punjabi; Persian, including Urdu; Portuguese, Yiddish, Italian, Greek, and Armenian.

## Sources

\*American Community Survey 5-Year Estimates (2021): [American Community Survey Data Releases \(census.gov\)](#)

\*\*Decennial Census (2020): [2020 Census](#)

^ESRI (2022): [2022/2027 Esri Updated Demographics \(arcgis.com\)](#)

^^Dept. of Housing and Urban Development LMISD Summary Data (2021): [FY 2021 ACS 5-Year 2011-2015 Low- and Moderate-Income Summary Data - HUD Exchange](#)

+City of Austin Affordable Housing Inventory: [City of Austin Affordable Housing Inventory | Open Data | City of Austin Texas](#) (includes units that are planned for construction)

++ City of Austin Land Use Inventory: [Land Use Inventory Map | Open Data | City of Austin Texas](#)

-Austin Board of Realtors (2021)

--Austin Investor Interests (Q4 2022): [Home \(apartmenttrends.com\)](#)

## Notes

**AIAN:** American Indian or Alaska Native

**NHOPI:** Native Hawaiian or Pacific Islander

**NAICS:** North American Industry Classification System ([What Is NAICS? : U.S. Bureau of Labor Statistics \(bls.gov\)](#))

**Low to Moderate Income:** Individuals making less than 80% of Median Family Income (MFI)

**Household:** [Census Glossary](#)

**Family:** [Census Glossary](#)

Due to rounding, some percentages may not total to 100%.

*This report was published May 2023 and is updated annually.*

